



Goodwood Monthly Vetting Analysis
Report

Report



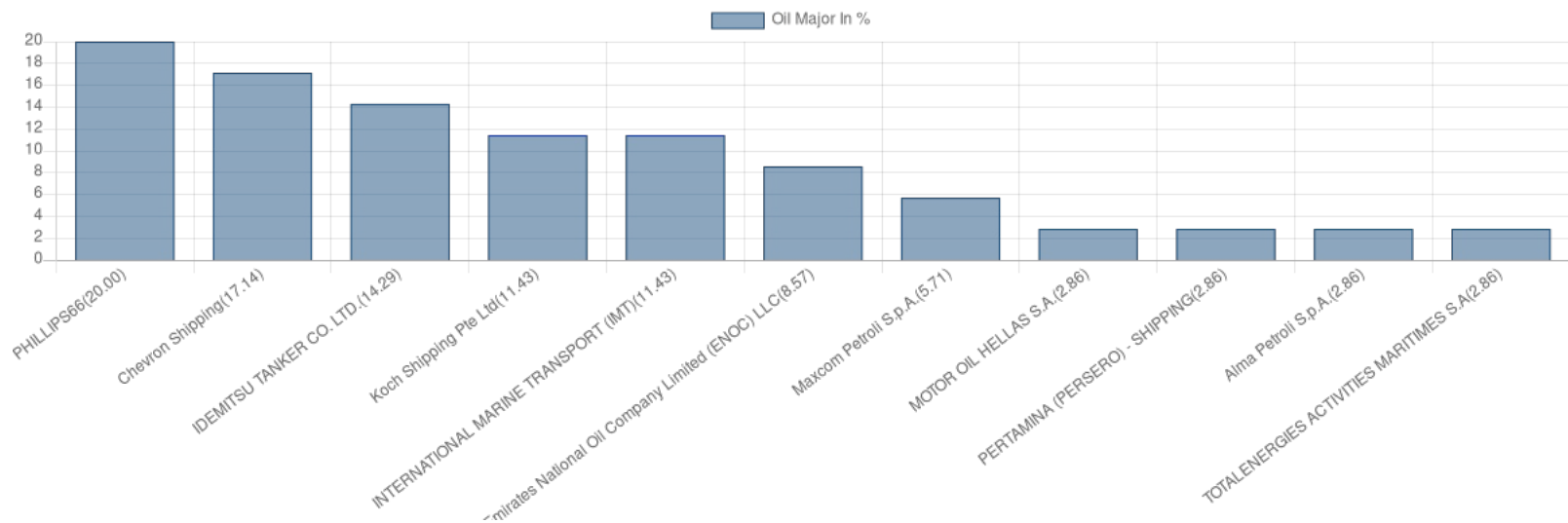
SEAGRAPHS

Powered by seagraphs 2020.

01 Apr 2025

01 Apr 2024 TO 31 Mar 2025

Oil Major % chart **Last Year**



01 Jan 2025 TO 31 Mar 2025

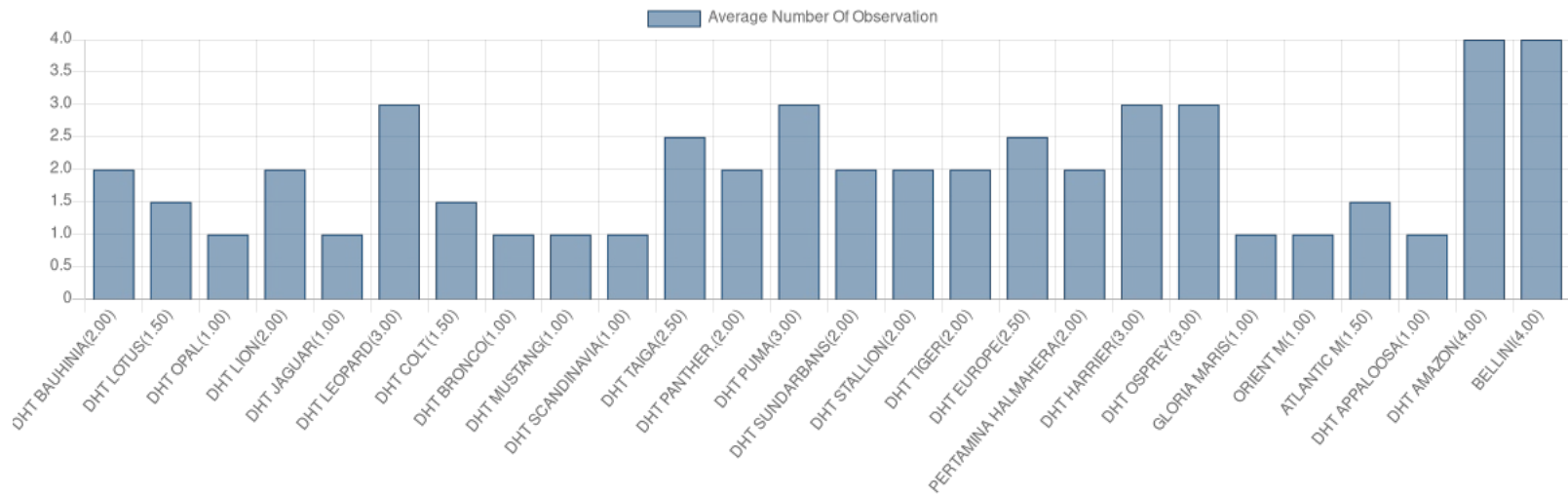
Top 10 Most Repeated Observation **Last Quarter**

Sr. No.	QUESTION NUMBER	QUESTION DESCRIPTION	REPEATED COUNT
1	10.32	Are the following, where applicable, all in good order and do they appear to be well maintained?	72
2	11.41	Are the following, where applicable, all in good order and do they appear to be well maintained?	64
3	2.1	Are all the statutory certificates listed below, where applicable, valid and have the annual and intermediate surveys been carried out within the required range dates?	52
4	9.5	Is there a policy in place for the testing of winch brakes and are the results recorded?	40
5	4.7	Is navigation equipment appropriate for the size of the vessel and in good order?	34
6	3.5	Have all deck officers attended either a Bridge Resource Management, or Bridge Team Management course?	33
7	10.7	Does the operator subscribe to a fuel, lube and hydraulic oil testing programme on a frequency in accordance with the manufacturers recommendations and are there procedures to act on these results?	32
8	5.11	Is all loose gear on deck, machinery rooms, stores and in internal spaces properly secured?	29

9	5.40	Are the crew familiar with the fixed fire extinguishing systems, where fitted, are they in good order and are clear operating instructions posted?	26
10	8.13	Are the remote and local temperature and pressure sensors and gauges in good order and is there recorded evidence of regular testing?	26

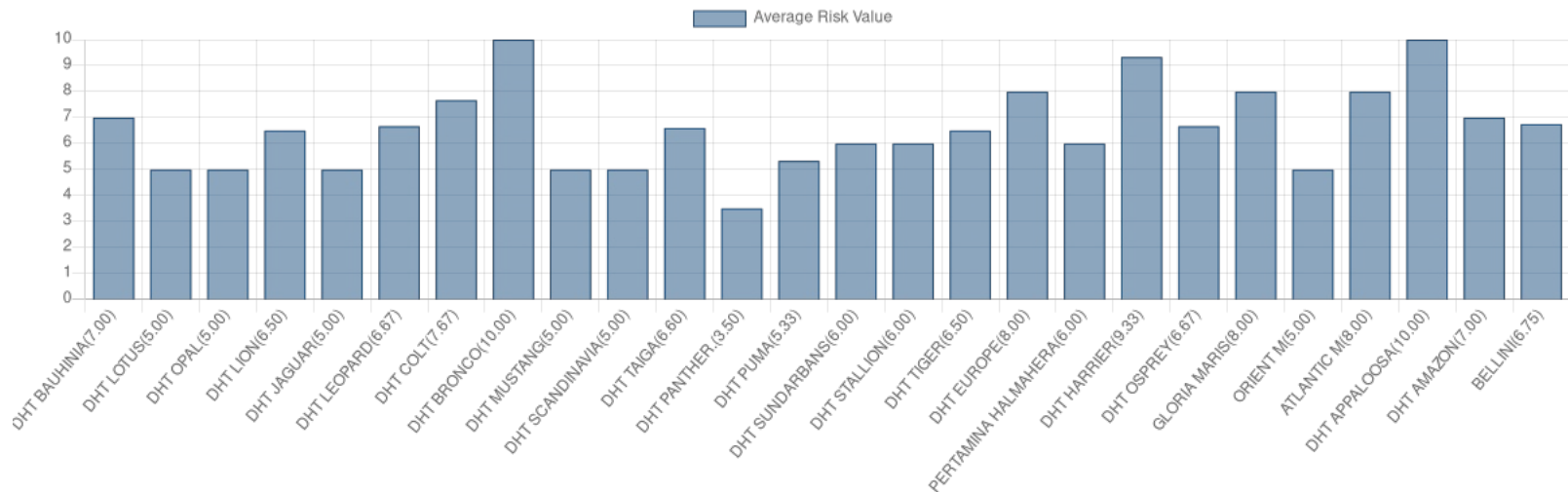
01 Apr 2024 TO 31 Mar 2025

Ship Wise Average Number Of Observations **Last Year**



01 Apr 2024 TO 31 Mar 2025

Ship Wise Average Risk Value **Last Year**



01 Jan 2025 TO 31 Mar 2025

Very High Risk and High Risk Observations **Last Quarter**

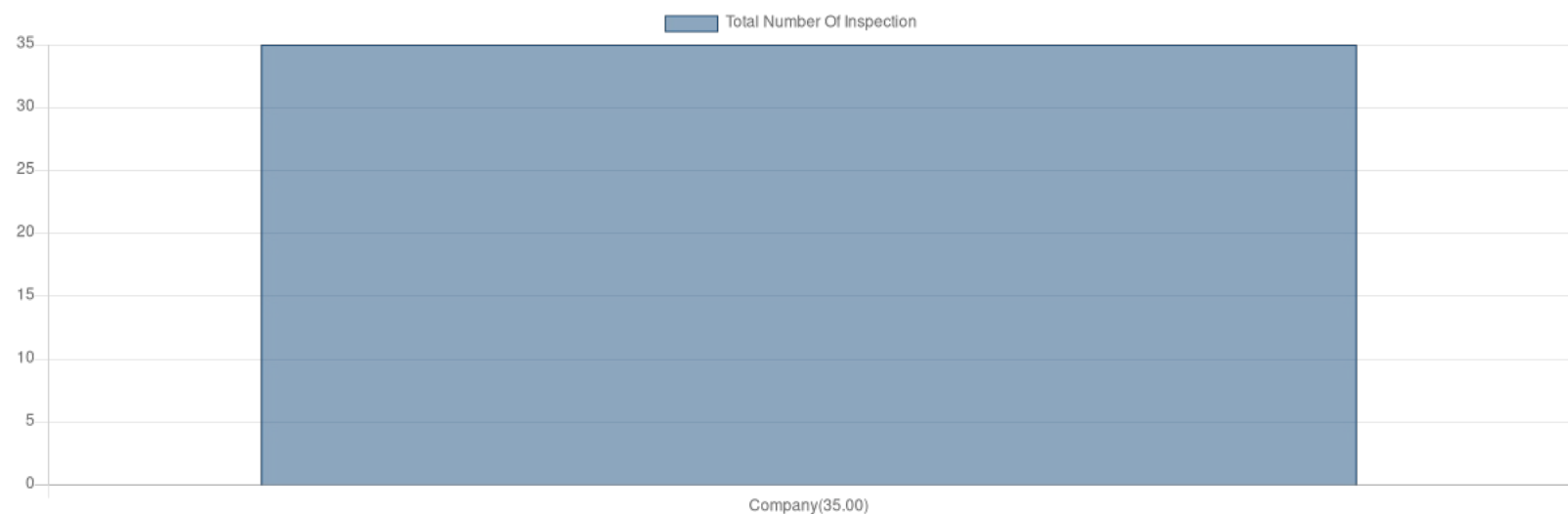
Sr. No.	INSPECTION DATE	VESSEL NAME	RISK PROFILE	QUESTION NUMBER	PORT OF INSPECTION	INSPECTING COMPANY
No Records Found						

Upcoming Inspections

Sr. No.	PLAN DATE	VESSEL	PORT NAME	Oil Major	INSPECTOR NAME
No Records Found					

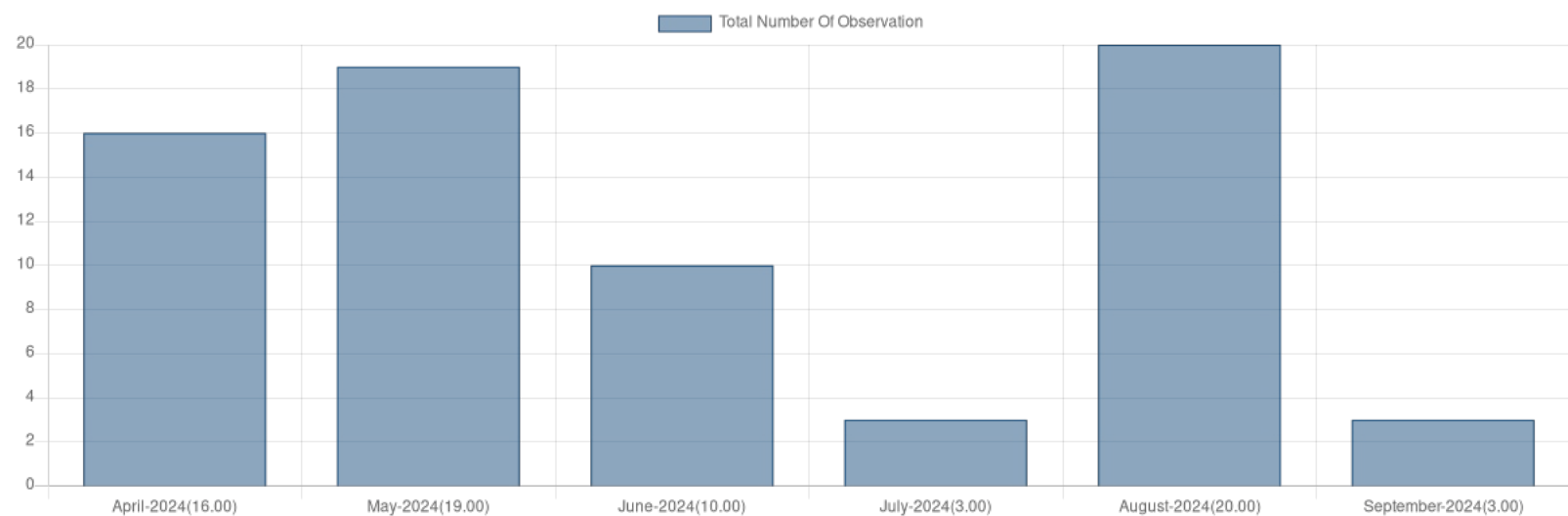
01 Apr 2024 TO 31 Mar 2025

Total Number Of Inspections **Last Year**



01 Apr 2024 TO 31 Mar 2025

The Average Number Of Observations For Company By Months **Last Year**



Operator Response Due

Sr. No.	OPERATOR RESPONSE DUE DATE	VESSEL
No Records Found		

01 Apr 2024 TO 31 Mar 2025

The Average Risk Value For Company By Months **Last Year**

